

This **eCom Process Lead Generation Checklist** is designed as a simple to-do list to effectively find a potential customer. This short guide will show you how to Identify a prospect & find its contact information.

- Important Links
- Create a Spreadsheet
- Locating Agency
- Identify Decision Makers
- Personal Information Gathering
- Email Verification

1. IMPORTANT LINKS

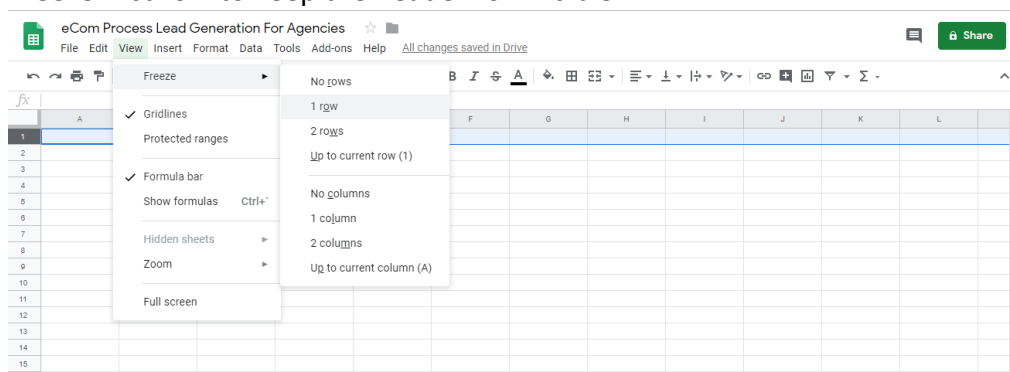
Overview. Please go through each link and watch, Install or bookmark accordingly.

- <https://www.linkedin.com/>
- <https://www.dropbox.com/sh/9t6ki80iup99ps/AAB6hQryCuR8zhlouSYym9xWa?dl=0>
- <https://app.findthatlead.com/>
- <https://app.snov.io/>
- <https://hunter.io/>
- <https://tools.verifyemailaddress.io/>
- <https://business.linkedin.com/sales-solutions/compare-plans/sales-navigator-for-gmail#>

2. CREATE A SPREADSHEET

Overview. Creating a Spreadsheet will help you to put all of your data in one place.

- Go to <https://www.google.com/sheets/about/> and create a sheet or create a simple excel sheet
- Freeze first row to keep the header row visible



- Name the Columns accordingly (left to right)
 - Agency Name
 - Agency Website
 - Agency LinkedIn Page URL
 - Agency Facebook Page URL
 - 1st Decision Maker - Name

ECPLDA-LinkedIn-01 eCom Process Lead Generation LinkedIn For BMA's Checklist Rev.0

- 1st Decision Maker – Email
- 1st Decision Maker - LinkedIn profile URL
- 2nd Decision Maker - Name
- 2nd Decision Maker - Email
- 2nd Decision Maker - LinkedIn profile URL
- 3rd Decision Maker - Name
- 3rd Decision Maker - Email
- 3rd Decision Maker - LinkedIn profile URL

Company Name	Website	1st Decision Maker - Name	1st Decision Maker - Email address	1st Decision Maker - LinkedIn profile URL	2nd Decision Maker - Name	2nd Decision Maker - Email address	2nd Decision Maker - LinkedIn profile URL	3rd Decision Maker - Name	3rd Decision Maker - Email address	3rd Decision Maker - LinkedIn profile URL
--------------	---------	---------------------------	------------------------------------	---	---------------------------	------------------------------------	---	---------------------------	------------------------------------	---

3. LOCATING AGENCY VIA LINKEDIN SALES NAVIGATOR

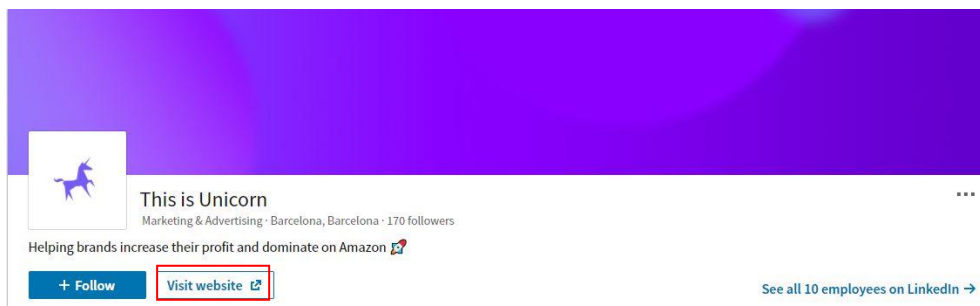
Overview. You will need to identify the agency prior to proceeding further. To locate an agency you must follow the steps listed below.

- Goto [LinkedIn.Com](https://www.linkedin.com) create account & setup all the required info on your page
- After creating account get 100+ connections
- Now go to [Sales Navigator](#) and start your free trail
- Watch this [video](#) and learn how to use Sales Navigator
- Go to your premium account by [clicking here](#)
- Open search filter page for accounts
- Set the following Criteria in search filters
 - Geographical Location – USA
 - Industry – Marketing & Advertising
 - Keywords - Amazon
- Hit Search
- List Of companies will show up
- Goto Companies Page

4. IDENTIFY DECISION MAKERS

Overview. Before gathering personal data of any individual, let's try to make sure we are gathering information of correct person.

- Goto the website of a particular agency, If they have tab on menu bar by the name of "Team" or "About US" go through it. You might find the name & LinkedIn profile of their CEO/Owner/Founder.



ECPLDA-LinkedIn-01 eCom Process Lead Generation LinkedIn For BMA's Checklist Rev.0

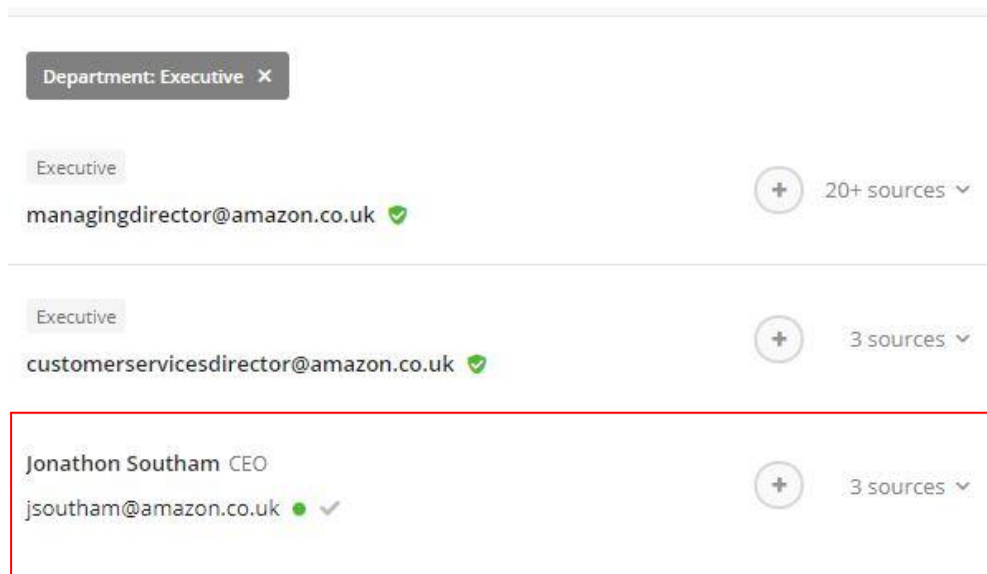
- If they have not shared this information on their website you can go back their Companies' LinkedIn page and see the profiles of people working there



- Click on the bottom right link, and from there you can look up to the profile of concerned.
- If you still don't find the appropriate person goto <https://hunter.io/> and Install its chrome extension... Goto Webpage of company and Click on Hunter's Icon from chrome extension bad... click on the "Executive" button.



- By clicking it on you will get the following result.



Department: Executive X

Executive
managingdirector@amazon.co.uk ✓ + 20+ sources ▼

Executive
customerservicesdirector@amazon.co.uk ✓ + 3 sources ▼

Jonathon Southam CEO
jsoutham@amazon.co.uk ✓ + 3 sources ▼

Chances are we may get a Name & email of the CEO/Founder but occasionally hunter.io doesn't have this information

- Write down the name of decision makers on your spreadsheet.

Side Note

Decision Makers of a company are these [people](#)

5. PERSONAL INFORMATION GATHERING

Overview. As we have identified our targeted person we will now gather more personal information. Information required includes "Working email address, & LinkedIn profile URL.

- Go to [LinkedIn.com](https://www.linkedin.com)
 - On the top of screen, click on the search bar.
 - A dropdown will show up, click on "people" button, click on "All Filters".
 - On Current companies tab write down the name of Agency and on Title tab write down the name of person and hit search.
 - If found, copy & paste the URL on spreadsheet & send connection request by adding the following note

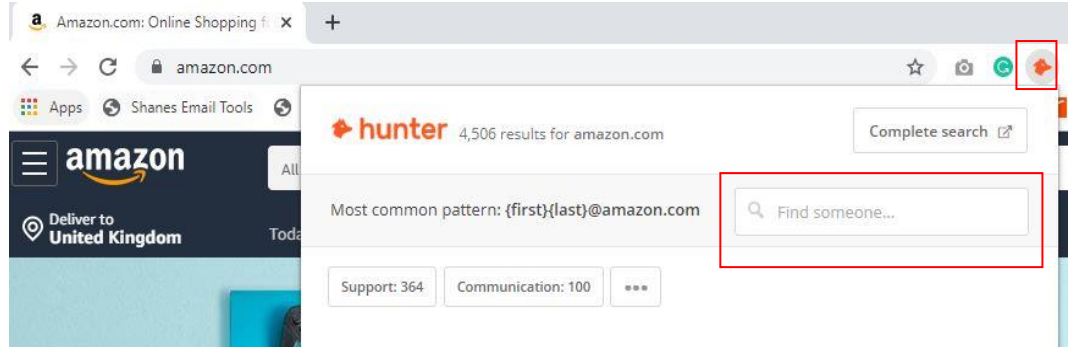
"Hi,

Your profile came up on LinkedIn as someone I should connect with so I wanted to reach out and introduce myself. Let's connect and explore ways we might be able to benefit one another's network.

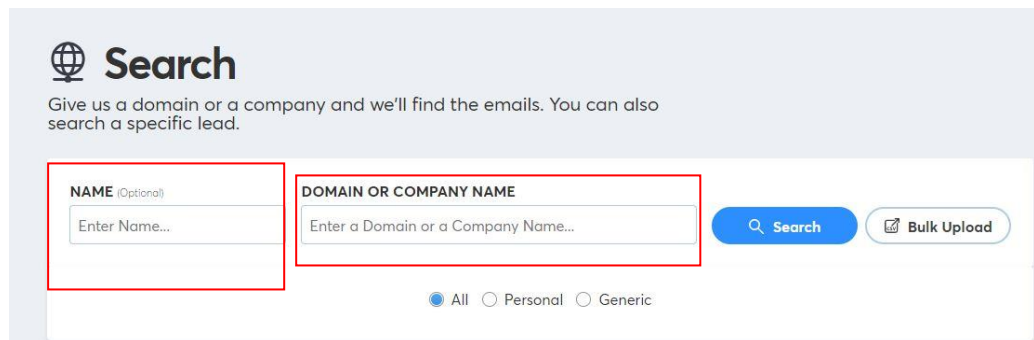
{Your Name}"

ECPLDA-LinkedIn-01 eCom Process Lead Generation LinkedIn For BMA's Checklist Rev.0

- Go to [Hunter.io](https://hunter.io)
 - Create Account & Install the [chrome extension](#)
 - Open the website of agency and click on the hunter icon



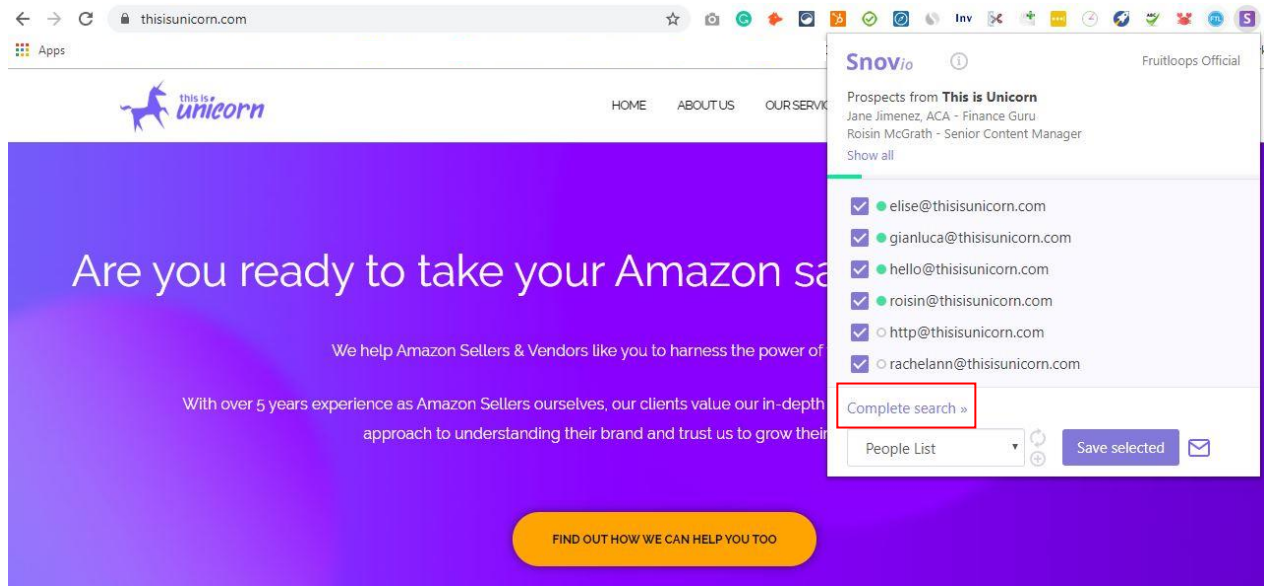
- Write down the name of CEO/Founder and whatever email comes up against it copy it & paste it on your spreadsheet.
- By chance you didn't get the email on Hunter.io, go to [Find That Lead](#)
 - Create Account
 - Copy & paste the web address of Agency on search bar along with the name of person, and it will give you the email address



- Whatever email comes up against it copy it & paste it on your spreadsheet.
- If you are still struggling to find emails , go to [Snov.io](https://snov.io)
 - Create Account & Install the [chrome extension](#)
 - Open the website of agency and click on the Snov Icon and go on Complete Search



ECPLDA-LinkedIn-01 eCom Process Lead Generation LinkedIn For BMA's Checklist Rev.0



- On Business tab page at the bottom the emails of all members will be showed, select people we want to reach out and add in “People’s List”

PROSPECT	EMAILS	ROLE
<input type="checkbox"/> Elise P A Jackson	<ul style="list-style-type: none"> <input type="radio"/> e...e@thisisunicorn.com <input type="radio"/> e...e@sopost.com 	Co-Founder / CEO
<input type="checkbox"/> Roisin McGrath	<input type="radio"/> r...n@thisisunicorn.c...	Senior Content Manager
<input type="checkbox"/> Gianluca Trombetta	<input type="radio"/> g...a@thisisunicorn.c...	Co-Founder / Operations
<input type="checkbox"/> Jane Jimenez, ACA	<input type="radio"/> a...e@sofarsounds.com	Finance Guru

Selected 1 Add to

- Add to new list
- People List

PROSPECT	EMAILS	ROLE
<input checked="" type="checkbox"/> Elise P A Jackson	<ul style="list-style-type: none"> <input type="radio"/> e...e@thisisunicorn.com <input type="radio"/> e...e@sopost.com 	Co-Founder / CEO

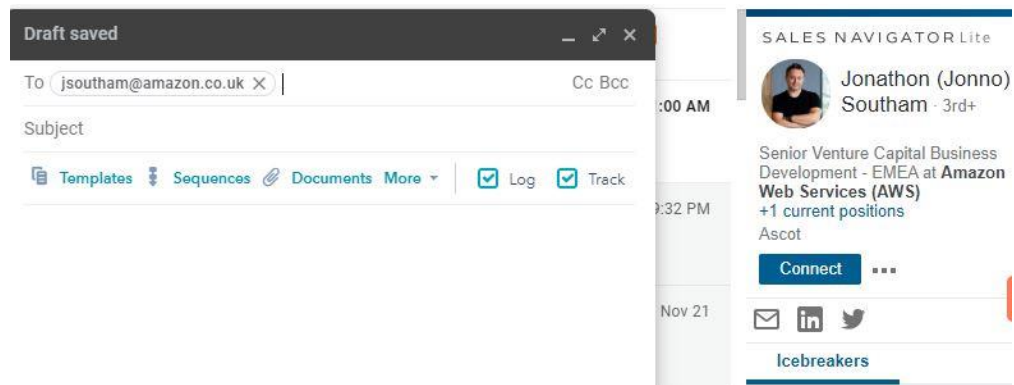
- Go to Prospect Tab and from there you can copy & paste email addresses on spreadsheet

<input type="checkbox"/> Elise P A Jackson Founder · jexx	<input checked="" type="radio"/> elise@thisisunicorn.com	Dec 1st
--	--	---------

6. EMAIL VERIFICATION

Overview. Now as we have almost every information of the concerned person, lets try to make sure the email is fully working so we can reduce email bounce rate

- To verify a certain email there are number of ways to do it
- Install [LinkedIn Business Chrome Extension](#)
 - It works only on Gmail account, but if a person has registered its LinkedIn profile against the email you have , the profile will pop up in front of you within the seconds



- If the person hasn't registered any LinkedIn profile against the email you have, goto [Email verifier](#)
 - Write down the email on search bar and press GO
 - If the email is valid, the website is going to list **OK** next to your email otherwise it will list **BAD** against the email

Results		
Email address	Result	
aansari@fruitloops.com.pk	Bad	MORE INFO..
aansari@fruitloops.co	Ok	MORE INFO..

- If you have the wrong/invalid email try the step 5 again otherwise go to step 4 with new Agency name.

REPEAT THE PROCESS UNTIL WE HAVE GATHERED DATA FOR ALL 3 DECISION MAKERS